

KEY RESULTS


OF THE SUPPLY CHAIN PLANNING SOFTWARE SURVEY

A SATISFACTION STUDY BY



Supply Chain Insights™

In 2018, Supply Chain Insights carried out an independent survey among users and vendors of different supply chain planning software, asking what are their expectations of providers and their solutions. Here is a selection of their findings.



OMP.

Visibility, customer satisfaction, and better decision-making

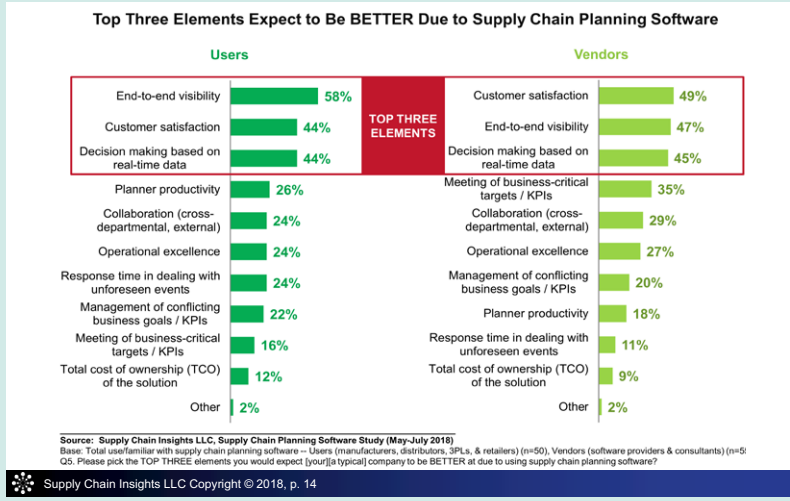


58%
say supply chain visibility is a key driver in choosing supply chain software

A SATISFACTION STUDY BY



Visibility, customer satisfaction, and better decision-making



Users and vendors agree on the elements they expect to improve most using supply chain planning solutions: end-to-end supply chain visibility, overall customer satisfaction, and decision-making based on real-time data.



OMP improves visibility and planning productivity

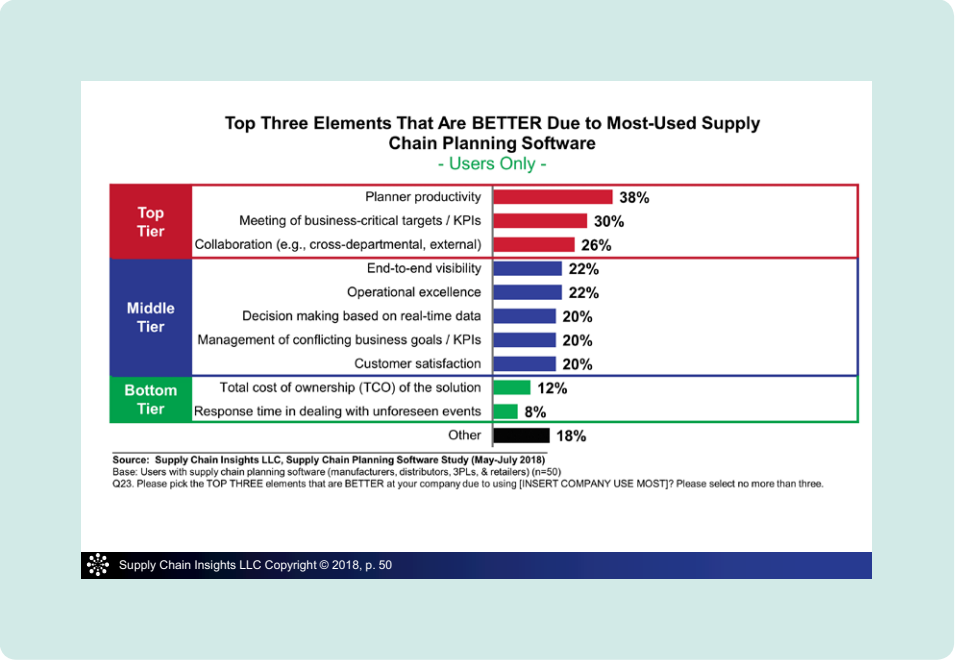


61%
of OMP users
report improved
visibility

A SATISFACTION STUDY BY

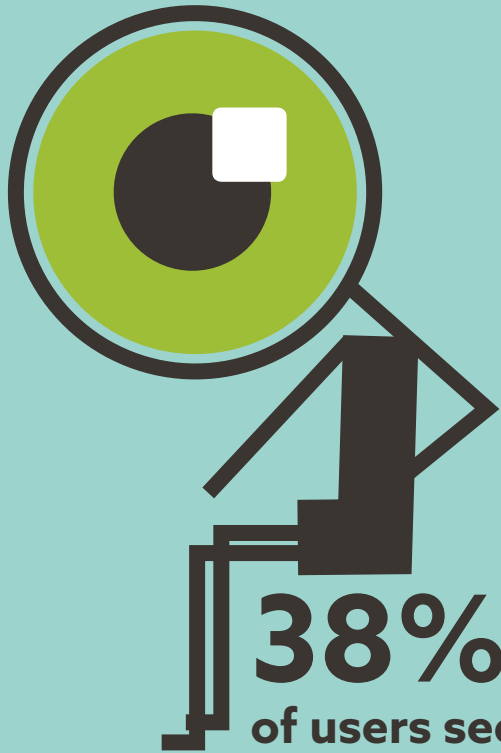


OMP improves visibility and planning productivity



OMP users above all report that the solution improves end-to-end visibility and planning productivity.



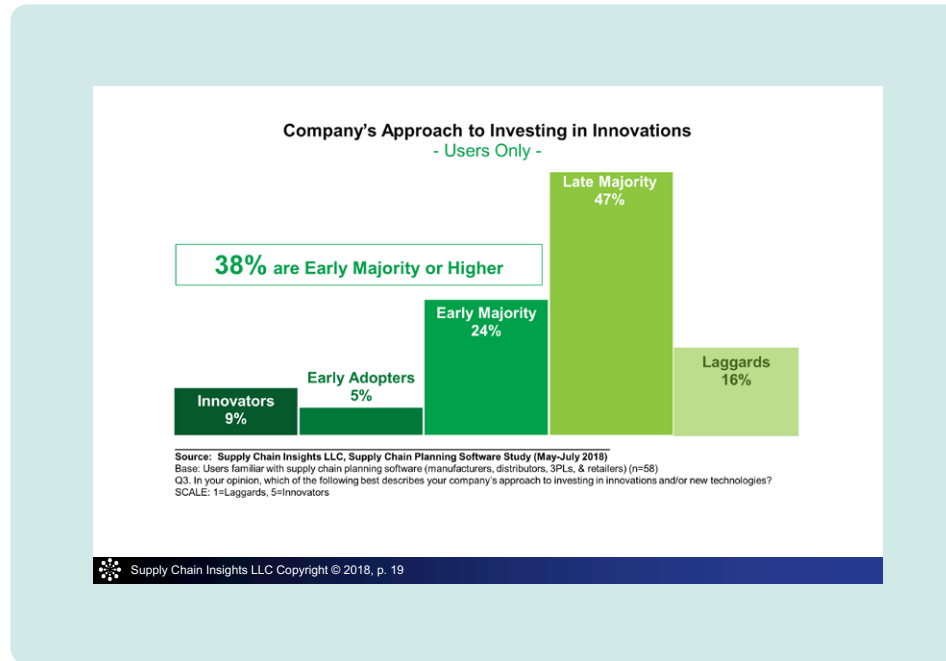


38%
of users see
their company
as driving
innovation

A SATISFACTION STUDY BY




Most users surveyed don't see their company as driving innovation



Only 38% of users familiar with supply chain planning software see their company as leaders when it comes to investing in innovation.

OMP.

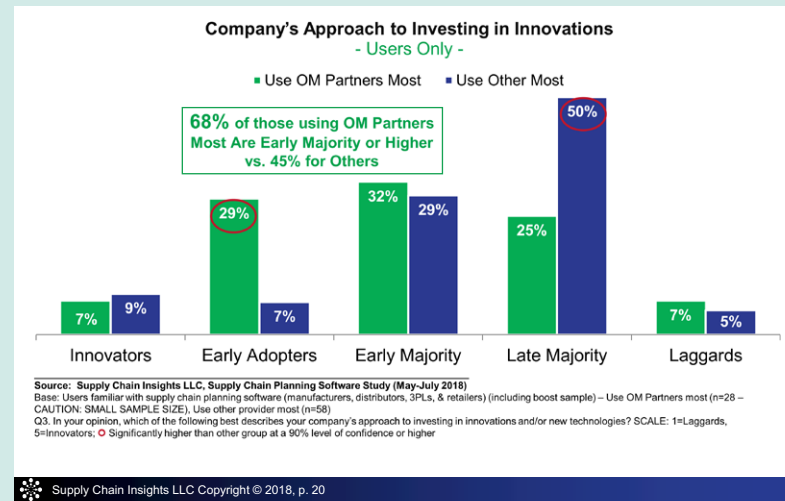


68%
of OMP users
see their company
as driving
innovation

A SATISFACTION STUDY BY



Companies using OMP are perceived to be more innovative



68% of respondents using OMP software report that their company invests more than others in innovation.

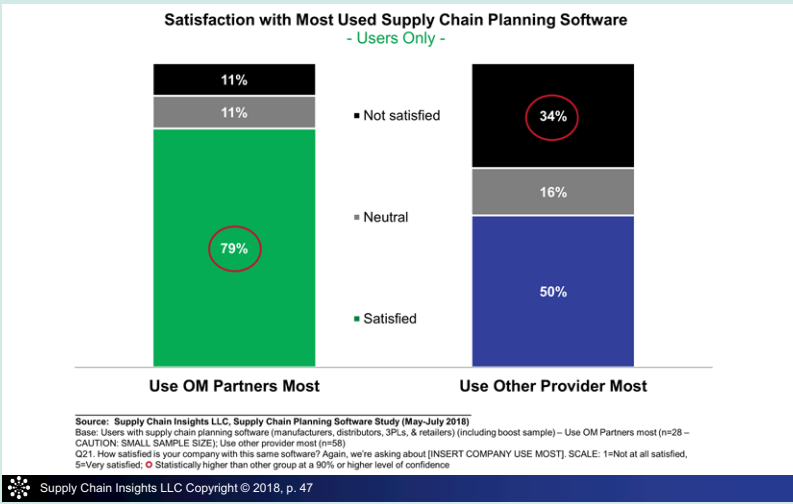
OMP.

User satisfaction is much higher with OMP than with any other solution




79%
of OMP users say they are satisfied with the solution

A SATISFACTION STUDY BY



79% of OMP users say they are satisfied with the solution. The mean satisfaction rate of all the software in the survey is just 50%.





26%
of users
acknowledge
provider industry
expertise

A SATISFACTION STUDY BY



Low scores for provider expertise and commitment

Performance of Most-Used Supply Chain Planning Software PROVIDER*
- Users Only -



Source: Supply Chain Insights LLC, Supply Chain Planning Software Study (May-July 2018)
Base: Users with supply chain planning software (manufacturers, distributors, 3PLs, & retailers) – those using branded software most often (n=34)
Q25. Now think specifically about the provider: [INSERT PROVIDER USE MOST OFTEN]. How well does this provider perform on each of the following elements?
SCALE: 1= Poor, 5=Excellent, 0=Not applicable. *Showing those rating 4-5 on 5-point scale

Supply Chain Insights LLC Copyright © 2018, p. 59

Only 26% of the users surveyed say that their supply chain planning software provider has the required industry expertise. Only 15% say their provider is willing to go the extra mile for them.

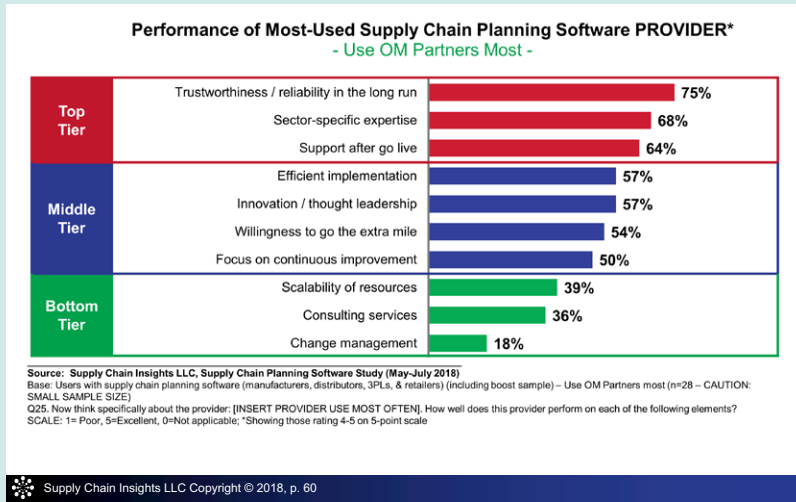
OMP.

OMP praised for its trustworthiness, expertise, and commitment



68%
of users
acknowledge
OMP's expertise

A SATISFACTION STUDY BY



The user survey indicates that among supply chain software solution providers, OMP stands out with respect to trustworthiness, industry expertise, and commitment.

